













## MDW-Permanent Magnet Screw Air Compressor

Power KW/HP	Pressure MPa	Air Delivery m <sup>3</sup> /min	Start Mode	Drive Mode	Cooling	Compressi on Level	Noise db(A)	Voltage V/PH/HZ	Weight KG	Dimensions (L*W*H) mm	Outlet Diameter imch/mm	Picture
7.5KW/ 10HP	0.8	0.33-1.1	VSD Soft Start	Integrated Direct Drive	Air Cooling	Single stage	62±2	380V/50HZ	191	890*650*831	G3/4 "	
	1	0.28-0.95										
11KW/ 15HP	0.8	0.48-1.6	VSD Soft Start	Integrated Direct Drive	Air Cooling	Single stage	62±2	380V/50HZ	280	1000*700*1000	G3/4 "	
	1	0.42-1.4										
15KW/ 20HP	0.8	0.66-2.2	VSD Soft Start	Integrated Direct Drive	Air Cooling	Single stage	62±2	380V/50HZ	315	1200*800*1100	G3/4 "	
	1	0.62-2.0										
22KW/ 30HP	0.8	1.1-3.6	VSD Soft Start	Integrated Direct Drive	Air Cooling	Single stage	62±2	380V/50HZ	360	1150*800*1100	G1 "	
	1	1.96-3.2										

30KW/ 40HP	0.8	1.5-5.0	VSD Soft Start	Integrated Direct Drive	Air Cooling	Single stage	62±2	380V/50HZ	780	1150*880*13 60	G1 "	
	1	1.35-4.5										
37KW/ 50HP	0.8	1.86-6.2	VSD Soft Start	Integrated Direct Drive	Air Cooling	Single stage	68±2	380V/50HZ	605	1300*930*12 50	G1 1/2 "	
	1	1.68-5.6										
45KW/ 60HP	0.8	2.16-7.2	VSD Soft Start	Integrated Direct Drive	Air Cooling	Single stage	68±2	380V/50HZ	623	1500*1000*1 300	G1 1/2 "	
	1	2.04-6.8										
55KW/ 75HP	0.8	2.88-9.6	VSD Soft Start	Integrated Direct Drive	Air Cooling	Single stage	69±2	380V/50HZ	980	1800*1200*1 540	G2 "	

75KW/ 100HP	0.8	4.05-13.5	VSD Soft Start	Integrated Direct Drive	Air Cooling	Single stage	69±2	380V/50HZ	1050	1800*1400*1 540	G2 "	
90KW/ 120HP	0.8	4.59-15.3	VSD Soft Start	Integrated Direct Drive	Air Cooling	Single stage	69±2	380V/50HZ	1350	1800*1400*1 540	G2 "	
110K W/150 HP	0.8	5.94-19.8	VSD Soft Start	Integrated Direct Drive	Air Cooling	Single stage	75±2	380V/50HZ	1380	2500*1470*1 840	DN65	

132K W/175 HP	0.8	7.14-23.8	VSD Soft Start	Integrated Direct Drive	Air Cooling	Single stage	75±2	380V/50HZ	2580	2500*1470*1 840	DN65	
---------------------	-----	-----------	-------------------	-------------------------------	-------------	--------------	------	-----------	------	--------------------	------	---

1. The price of the same voltage and different frequency and different voltage and same frequency will increase by 20% (original price ÷ 80%), and the price of different frequency and different voltage will increase by 25% (original price ÷ 75%).
2. If the industrial frequency/industrial variable frequency IP23 is changed to IP54 or IP65, you need to ask the price difference of the motor separately.
3. If you need to adjust the rated pressure and air flow of the air compressor, you need to ask separately.
4. The above prices include tax but not freight.