







MDW-All in 1 Screw Air Compressor Fixed Speed Compressors

Power KW/HP	Pressure MPa	Air Delivery m ³ /min	Lubricating Oil L	Start Mode	Drive Mode	Compress ion Level	Noise V/PH/HZ	Dimensions (L*W*H) mm	Outlet Diameter imch/mm	Picture
7.5KW/10H P	0.8	1.1	12	Y-	Direct Drive	Single stage	380V/50HZ/3H P	1450*700*13 34	G1/2	
11KW/15H P	0.8	1.6	18	Y-	Direct Drive	Single stage	380V/50HZ/3H P	1450*750*45 7	G3/4	
15KW/20H P	0.8	2.2	18	Y-	Direct Drive	Single stage	380V/50HZ/3H P	1450*750*45 7	G3/4	

1.If you need to adjust the rated pressure and air flow of the air compressor, you need to ask separately.

2 The above prices include tax but not freight.

MDW-Integrated Variable speed Air Compressor											
Power KW/HP	Pressure MPa	Air Delivery m ³ /min	Lubricating Oil L	Start Mode	Drive Mode	Compress ion Level	Noise db(A)	Voltage V/PH/Hz	Dimensions (L*W*H) mm	Outlet Diameter in/mm	Picture
7.5KW/10H P	0.8	1.1	12	Inverter Drive	Direct Drive	Single stage	60±5	380V/50HZ /3HP	1450*700*1334	G1/2	
11KW/15H P	0.8	1.6	18	Inverter Drive	Direct Drive	Single stage	62±5	380V/50HZ /3HP	1450*750*457	G3/4	
15KW/20H P	0.8	2.2	18	Inverter Drive	Direct Drive	Single stage	62±5	380V/50HZ /3HP	1450*750*457	G3/4	

1.If you need to adjust the rated pressure and air flow of the air compressor, you need to ask separately.
2 The above prices include tax but not freight.